



NEWS RELEASE

United States Department of Agriculture
NATIONAL AGRICULTURAL STATISTICS SERVICE
NORTH CAROLINA FIELD OFFICE



Cooperating with the North Carolina Department of Agriculture and Consumer Services
PO Box 27767 - Raleigh, NC 27611 - 919-856-4394
E-mail: ncagstat@ncagr.gov

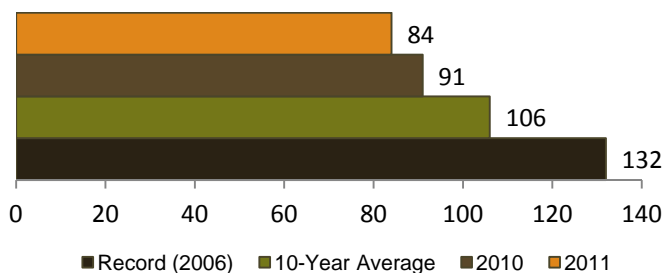
FOR IMMEDIATE RELEASE
January 12, 2012

2011 CROP SUMMARY

Corn for Grain

- Yield in 2011 was 84 bushels per acre, down 7 bushels per acre from 2010.
- Production totaled 68.5 million bushels, 10% less than last year.
- Harvested acres totaled 815,000 acres, down 25,000 acres from 2010.

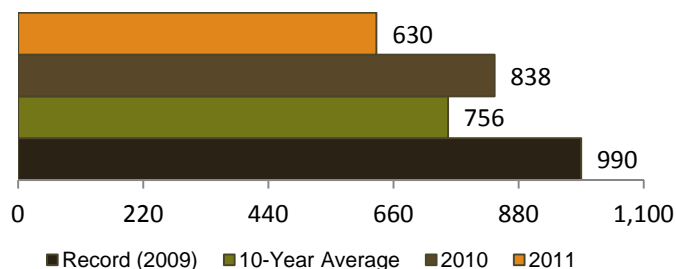
Corn for Grain Yield - (Bushels)



Cotton

- Yield at 630 pounds per acre, down 25% from last year's yield of 838 pounds per acre.
- Production, at 1.1 million bales, was up 10% from last year's production of 951,000 bales.
- Harvested totaled 800,000 compared with 545,000 acres harvested in 2010.

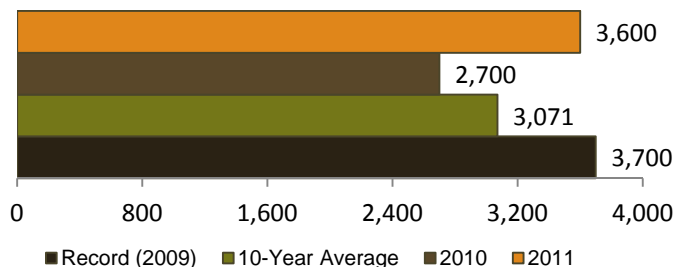
Upland Cotton Yield - (Pounds)



Peanuts

- Yield per acre at 3,600 pounds was up 900 pounds per acre from 2010.
- Production totaled 291.6 million pounds, up 26% from last year.
- Acres harvested in 2011 totaled 81,000 acres, down 5,000 acres from 2010.

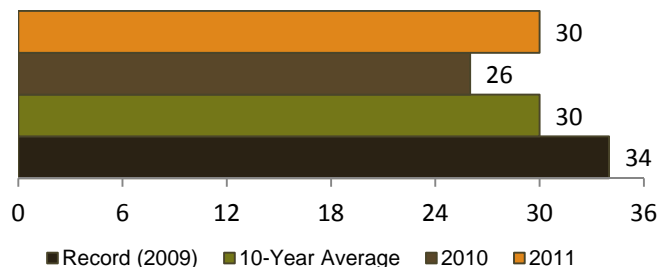
Peanut Yield - (Pounds)



Soybeans

- Yield averaged 30 bushels per acre, up 4 bushels per acre from last year.
- Production totaled 40.8 million bushels, up 1% from last year.
- Harvested acres, at 1.36 million, were down 190,000 acres from 2010.

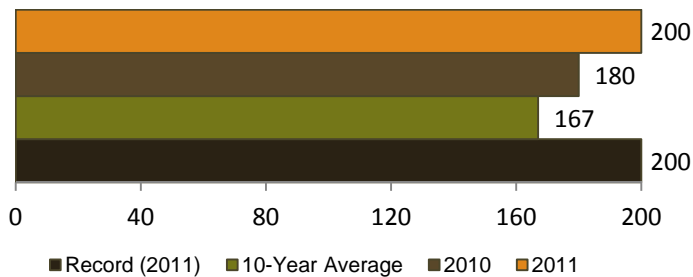
Soybean Yield - (Bushels)



Sweet Potatoes

- North Carolina farmers harvested 64,000 acres of sweet potatoes in 2011, up 10,000 acres from 2010.
- Yield averaged 200 cwt. per acre, which matched the record high set in 2009.
- Production at 12.8 million cwt. is a new record high, and 32% above last year's record of 9.72 million cwt.

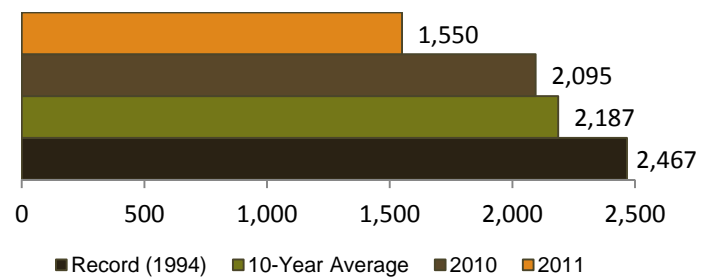
Sweet Potato Yield - (Hundredweight)



Tobacco

- North Carolina farmers harvested 162,300 acres of tobacco in 2011, down 4% from last year.
- Both Burley and Flue-Cured tobacco yield averaged 1,550 pounds per acre.
- Production was down 29% for flue-cured tobacco at 248 million pounds and down 11% for burley tobacco at 3.6 million pounds.

All Tobacco Yield - (Pounds)



NORTH CAROLINA CROPS: ACRES, YIELD AND PRODUCTION, DECEMBER 2011

Crops ¹	Unit	Acres Harvested		Yield		Production		Percent Change
		2010	2011	2010	2011	2010	2011	
		<i>(Thousands)</i>				<i>(Thousands)</i>		<i>+/-</i>
Barley	Bu.	15	14	63	81	945	1,134	+20
Corn for Grain	Bu.	840	815	91	84	76,440	68,460	-10
Corn for Silage	Ton	50	35	13	18	650	630	-3
Cotton: Upland ²	Lb.	545	800	838	630	951	1,050	+10
Hay: All	Ton	865	775	2.1	2.2	1,822	1,707	-6
Hay: Alfalfa ³	Ton	5	5	3.2	2.5	16	13	-19
Hay: Other	Ton	860	770	2.1	2.2	1,806	1,694	-6
Oats	Bu.	15	20	60	80	900	1,600	+78
Peanuts	Lb.	86	81	2,700	3,600	232,200	291,600	+26
Potatoes: Irish	Cwt.	15.0	16.5	195	170	2,925	2,805	-4
Soybeans for Beans	Bu.	1,550	1,360	26	30	40,300	40,800	+1
Sweet Potatoes	Cwt.	54	64	180	200	9,720	12,800	+32
Tobacco: All	Lb.	168.3	162.3	2,095	1,550	352,625	251,565	-29
Tobacco: Flue-Cured	Lb.	166.0	160.0	2,100	1,550	348,600	248,000	-29
Tobacco: Burley	Lb.	2.3	2.3	1,750	1,550	4,025	3,565	-11
Wheat: Winter	Bu.	380	610	37	68	14,060	41,480	+195

¹ 2010 Revised. ² Production in 480-lb. net weight bales. ³ Includes alfalfa and alfalfa mixtures.

Winter Wheat Seedings - (Thousand Acres)

