



USDA, NASS North Carolina  
Field Office

PO Box 27767  
Raleigh, NC 27611  
Phone (919) 856-4394  
E-mail: ncagstat@ncagr.gov  
[www.nass.usda.gov](http://www.nass.usda.gov)

# Wheat



North Carolina  
Department of Agriculture  
and Consumer Services

1001 Mail Service Center,  
Raleigh, NC 27699-1001  
Phone (919) 733-7125  
[www.ncagr.gov/stats/](http://www.ncagr.gov/stats/)

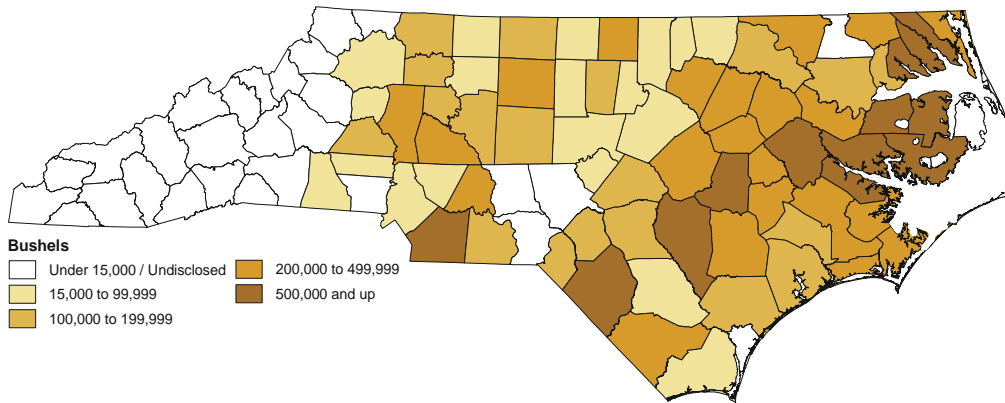
Herb Vanderberry, Director

Steve Troxler, Commissioner

## Quick Facts

- ❖ North Carolina farmers produced a record 43.2 million bushels of wheat in 2008, surpassing the 1997 record of 34.2 million.
- ❖ The 2008 yield was 60 bushels per acre, 20 bushels more than the 2007 yield and 1 bushel above the 2006 record.
- ❖ North Carolina ranks 19<sup>th</sup> in the nation for total wheat production, with a value of \$250,560,000.

2008 Production by County



2008 Production

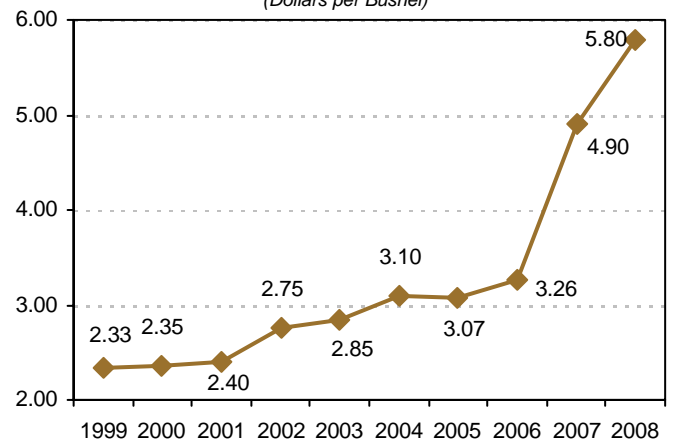
Leading Counties <sup>1</sup>	Bushels
Union	2,909,000
Robeson	2,746,000
Beaufort	2,627,000
Pasquotank	1,992,000
Wayne	1,806,000
Perquimans	1,577,000
Pitt	1,540,000
Washington	1,369,000
Tyrrell	1,286,000
Sampson	1,276,000

<sup>1</sup>Ranking of Published Counties Only

Year	Planted (Thousand Acres)	Harvested (Thousand Acres)	Yield (Bushel)	Production (Thousand Bushels)	Value of Production (Thousand Dollars)
1999	650	580	49	28,420	66,219
2000	670	500	50	25,000	58,750
2001	660	450	39	17,550	42,120
2002	600	430	42	18,060	49,665
2003	530	410	36	14,760	42,066
2004	600	460	50	23,000	71,300
2005	560	435	57	24,795	76,121
2006	560	420	59	24,780	80,783
2007	630	500	40	20,000	98,000
2008	820	720	60	43,200	250,560

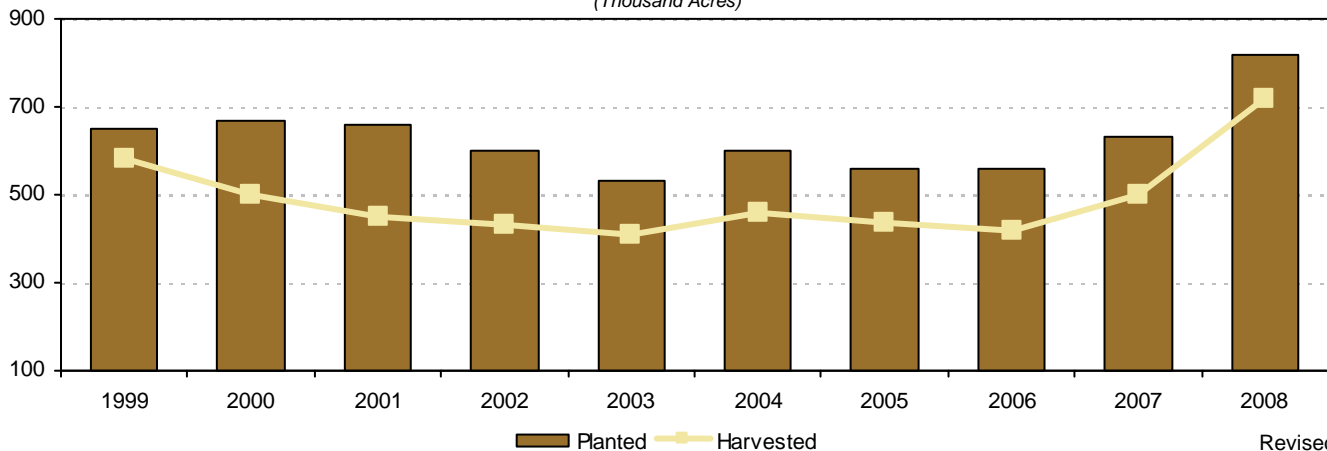
Prices Received

(Dollars per Bushel)



Planted & Harvested

(Thousand Acres)



Revised 8/24/2009