



USDA, NASS North Carolina
Field Office

PO Box 27767
Raleigh, NC 27611
Phone (919) 856-4394
E-mail: ncagstat@ncagr.gov
www.nass.usda.gov

Peanuts



North Carolina
Department of Agriculture
and Consumer Services

1001 Mail Service Center,
Raleigh, NC 27699-1001
Phone (919) 733-7125
www.ncagr.gov/stats/

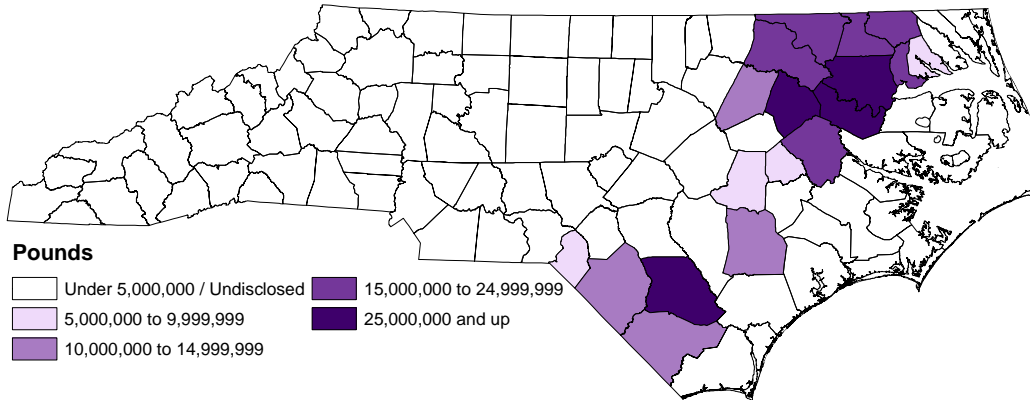
Herb Vanderberry, Director

Steve Troxler, Commissioner

Quick Facts

- ❖ In 2008, at 359 million pounds, North Carolina ranked 5th nationally in peanut production.
- ❖ 2008 peanut yield averaged 3,700 pounds per acre, up 800 pounds from 2007 and 200 pounds above the previous record.
- ❖ In 2008, North Carolina produced 7% of all peanuts produced in the United States.
- ❖ Crop production was valued at \$67,832,000, a 24% increase from 2007.

2008 Production by County



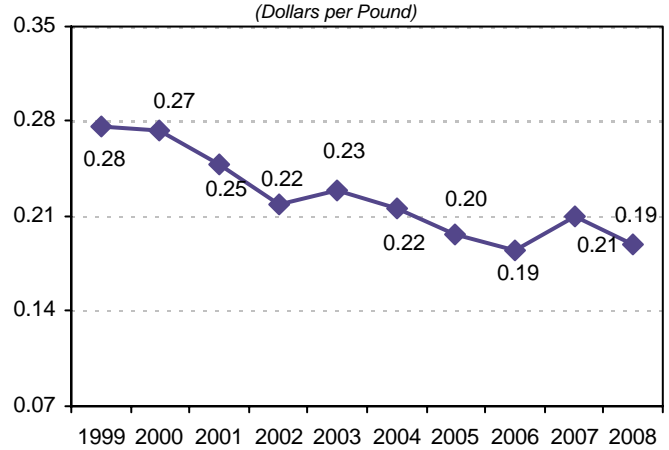
2008 Production

Leading Counties ¹	Pounds
Martin	39,500,000
Bertie	34,500,000
Bladen	25,600,000
Edgecombe	25,200,000
Halifax	24,500,000
Chowan	20,000,000
Northampton	18,500,000
Pitt	18,000,000
Hertford	17,800,000
Gates	15,500,000

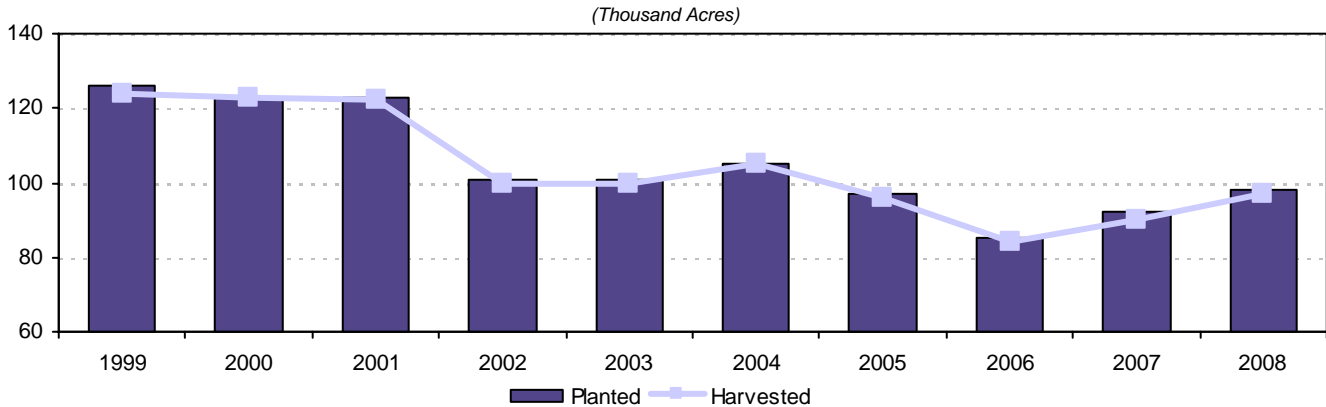
¹Ranking of Published Counties Only

Year	Planted (Thousand Acres)	Harvested (Thousand Acres)	Yield (Cwt.)	Production (Thousand Cwt.)	Value of Production (Thousand Dollars)
1999	126.0	124.0	2,410	298,840	82,480
2000	123.0	123.0	2,750	338,250	92,342
2001	123.0	122.5	2,910	356,475	88,406
2002	101.0	100.0	2,100	210,000	45,990
2003	101.0	100.0	3,200	320,000	73,280
2004	105.0	105.0	3,500	367,500	79,380
2005	97.0	96.0	3,000	288,000	56,448
2006	85.0	84.0	3,200	268,800	49,728
2007	92.0	90.0	2,900	261,000	54,810
2008	98.0	97.0	3,700	358,900	67,832

Prices Received



Planted & Harvested



Revised 8/24/2009