



Hogs & Pigs



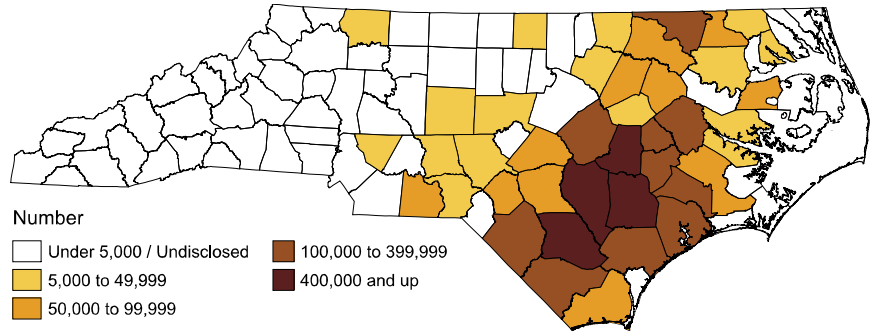
Herb Vanderberry, Director

Steve Troxler, Commissioner

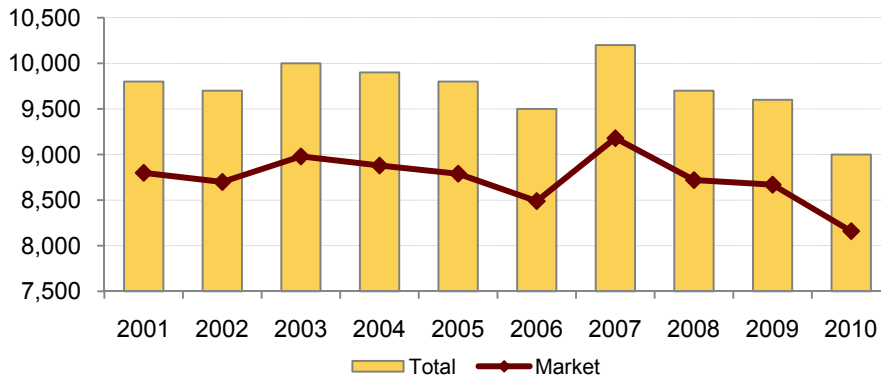
2010 Facts

- ❖ Mar 1 Inventory: 9,100,000 - ↓3% from '09
- ❖ Jun 1 Inventory: 9,000,000 - ↓7% from '09
- ❖ Sep 1 Inventory: 9,400,000 - ↓6% from '09
- ❖ Dec 1 Inventory: 9,000,000 - ↓6% from '09
- ❖ Dec 1 Record (2007): 10,200,000
- ❖ US Production Rank: 2nd
- ❖ Value per head: \$90.00
- ❖ Total Inventory Value: \$792,000,000

Number on Farms – December 1, 2010



December 1 Inventory – (Thousand Head)

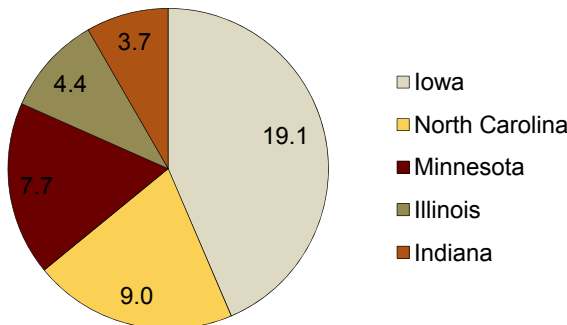


2010 Inventory

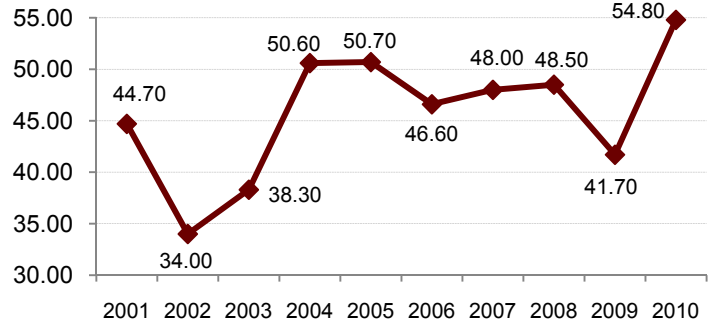
Leading Counties ¹	(Number)
Duplin	2,150,000
Sampson	1,880,000
Bladen	815,000
Wayne	525,000
Pender ²	290,000
Robeson ²	290,000
Greene	285,000
Jones	250,000
Columbus	245,000
Lenoir ³	240,000
Pitt ³	240,000

¹ Ranking of published counties only.
² Ranked 5th. ³ Ranked 10th.

Top Inventory States December 1, 2010 – (Million Head)



Prices Received – (Dollars per Cwt)



Hog Inventory by Class, December 1

Class	2001	2002	2003	2004	2005	2006	2007	2008	2009	2010
	(Thousand Head)									
All Hogs and Pigs	9,800	9,700	10,000	9,900	9,800	9,500	10,200	9,700	9,600	9,000
Breeding Hogs	1,000	1,000	1,020	1,020	1,010	1,010	1,020	980	930	840
Market Hogs	8,800	8,700	8,980	8,880	8,790	8,490	9,180	8,720	8,670	8,160
Under 50 Pounds ¹	3,500	3,450	3,550	3,520	3,450	3,390	3,430	3,020	3,090	2,950
50-119 Pounds ²	2,020	2,050	2,180	2,150	2,130	1,970	2,220	2,290	2,200	1,970
120-179 Pounds	1,730	1,700	1,750	1,700	1,720	1,680	1,890	1,770	1,760	1,660
180 Pounds and above	1,550	1,500	1,500	1,510	1,490	1,450	1,640	1,640	1,620	1,580

¹ 2000 – 2007 Market Hog Weight Class: Under 60 pounds. ² 2000 – 2007 Market Hog Weight Class: 60-119 Pounds