



USDA, NASS North Carolina
Field Office
PO Box 27767
Raleigh, NC 27611
Phone (919) 856-4394
E-mail: ncagstat@ncagr.gov
www.nass.usda.gov

Dairy



North Carolina
Department of Agriculture
and Consumer Services
1001 Mail Service Center,
Raleigh, NC 27699-1001
Phone (919) 733-7125
www.ncagr.gov/stats/

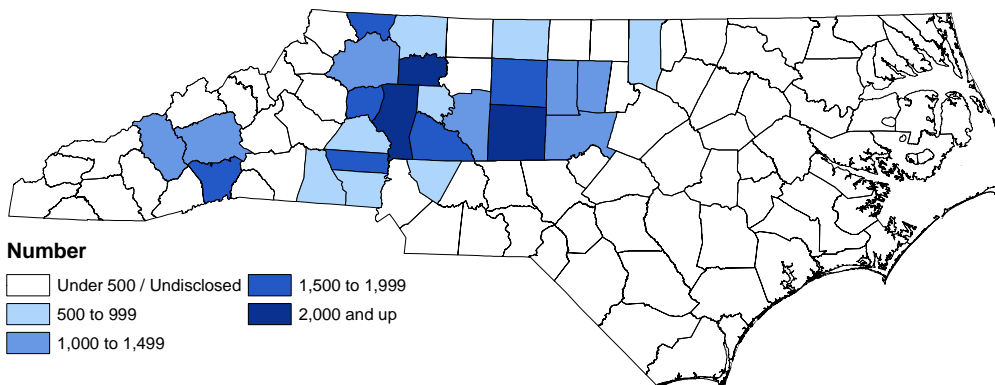
Herb Vanderberry, Director

Steve Troxler, Commissioner

Quick Facts

- ❖ As of January 1, 2009, there were approximately 45,000 milk cows in North Carolina, down 3,000 head from last year.
- ❖ In 2008, North Carolina's total milk production was 892 million pounds, down 3% from 2007.
- ❖ North Carolina produced 15.9 million gallons of regular, hard ice cream in 2008 compared to 14.7 million gallons in 2007.
- ❖ The value of milk produced in North Carolina for 2008 was \$191,780,000.

January 1, 2009 Inventory by County

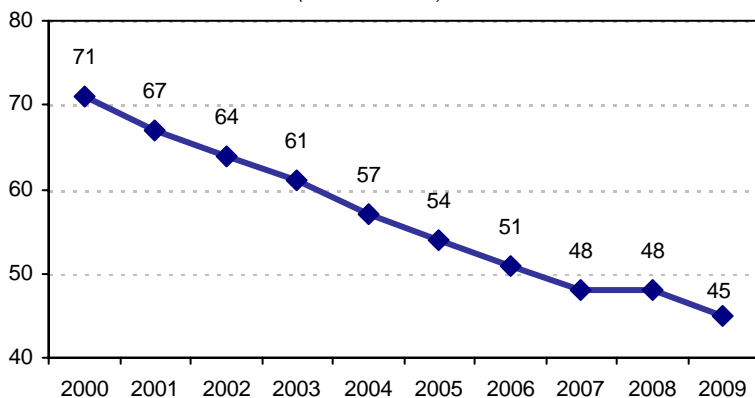


January 1, 2009 Inventory

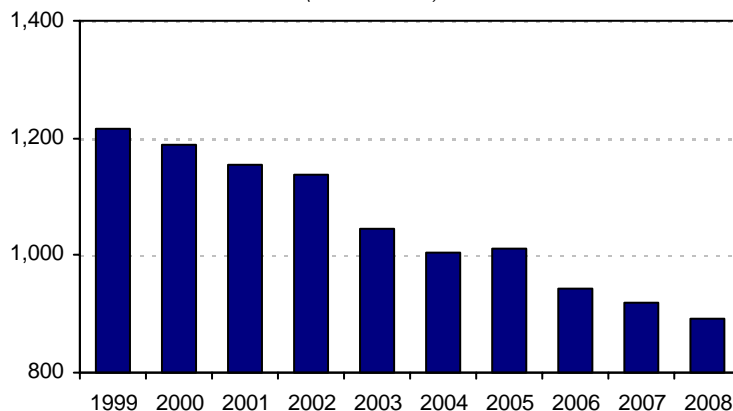
Leading Counties ¹	Number
Iredell	11,700
Randolph	4,400
Yadkin	2,300
Alleghany	1,900
Alexander ²	1,700
Rowan ²	1,700
Henderson ³	1,500
Guilford ³	1,500
Lincoln ³	1,500
Haywood ⁴	1,400
Alamance ⁴	1,400

¹Ranking of Published Counties Only
²Ranked 5th ³Ranked 7th ⁴Ranked 10th

January 1 Milk Cow Inventory
(Thousand Head)



Milk Production
(Million Pounds)



Annual Milk Prices Received
(Dollars per Cwt.)

