



USDA, NASS North Carolina
Field Office
PO Box 27767
Raleigh, NC 27611
Phone (919) 856-4394
E-mail: ncagstat@ncagr.gov
www.nass.usda.gov

Broilers



North Carolina
Department of
Agriculture
and Consumer Services
1001 Mail Service Center,
Raleigh, NC 27699-1001
Phone (919) 733-7125
www.ncagr.gov/stats/

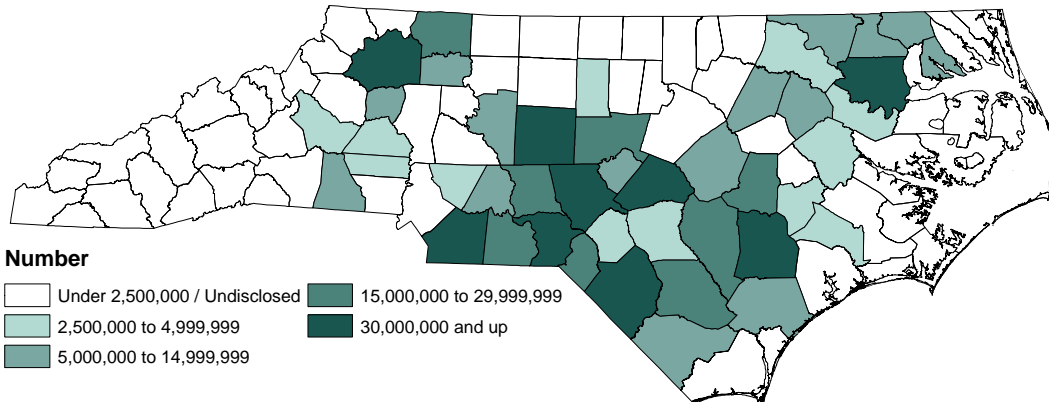
Herb Vanderberry, Director

Steve Troxler, Commissioner

Quick Facts

- ❖ At 796.1 million in 2008, North Carolina ranked 5th in the nation for the number of broilers produced.
- ❖ The value of broilers produced during 2008 in North Carolina was \$2,691,619,000.
- ❖ The total number of broilers produced in 2008 was 14.9 million more birds than the 2007 record of 781.2 million.
- ❖ North Carolina accounts for 8.8% of all the broilers produced in the United States.

2008 Number Produced



2008 Number Produced

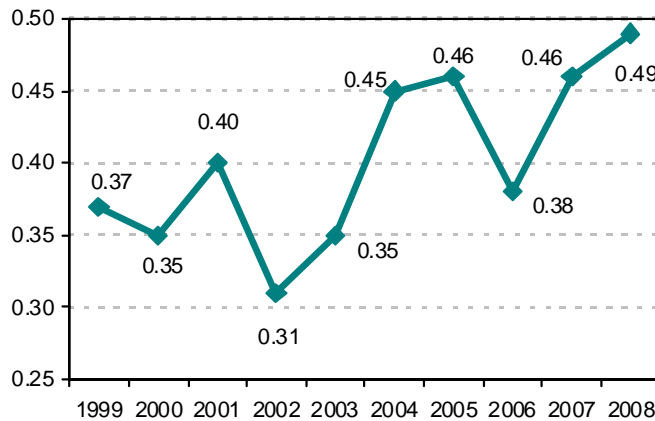
Leading Counties ¹	Number
Wilkes	87,000,000
Union	86,000,000
Duplin	54,000,000
Randolph ²	40,000,000
Robeson ²	40,000,000
Moore	35,000,000
Richmond	33,000,000
Harnett	32,000,000
Bertie	31,000,000
Anson	27,000,000

¹ Ranking of Published Counties Only

² Ranked 4th

Prices Received

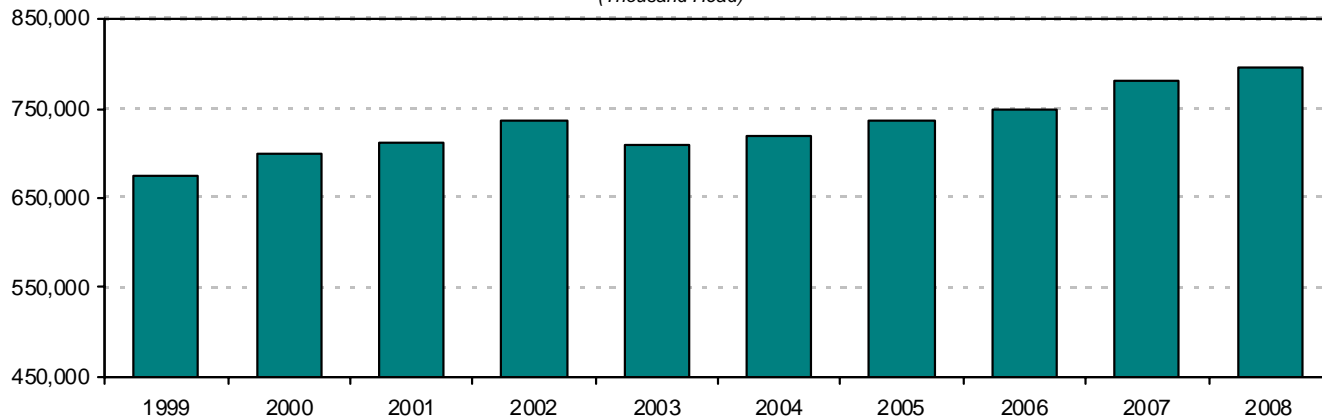
(Dollars per Pound)



Year	Number Produced (Thousand Head)	Pounds Produced (Thousand Pounds)	Value of Production (Thousand Dollars)
1999	674,600	3,865,500	1,430,235
2000	698,400	4,050,700	1,417,745
2001	712,300	4,202,600	1,681,040
2002	735,200	4,411,200	1,367,472
2003	708,200	4,320,000	1,512,000
2004	720,200	4,537,300	2,041,785
2005	735,100	4,851,700	2,231,782
2006	749,900	5,099,300	1,937,734
2007	781,200	5,390,300	2,479,538
2008	796,100	5,493,100	2,691,619

2008 Number Produced

(Thousand Head)



Revised 8/24/2009